

Human IL-1R1 Protein

Cat. No. IL1-HM0R1

Description

Source	Recombinant Human IL-1R1 Protein is expressed from HEK293 without tag. It contains Leu18-Thr332.
Accession	NP_000868.1
Molecular Weight	The protein has a predicted MW of 36.17 kDa. Due to glycosylation, the protein migrates to 50-65 kDa based on Tris-Bis PAGE result.
Endotoxin	Less than 1EU per µg by the LAL method.
Purity	> 95% as determined by Tris-Bis PAGE > 95% as determined by HPLC

Formulation and Storage

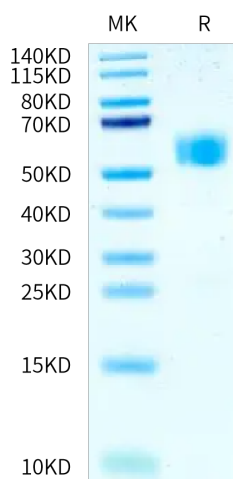
Formulation	Lyophilized from 0.22 µm filtered solution in PBS (pH 7.4). Normally 8% trehalose is added as protectant before lyophilization.
Reconstitution	Centrifuge the tube before opening. Reconstituting to a concentration more than 100 µg/ml is recommended. Dissolve the lyophilized protein in distilled water.
Storage	-20 to -80°C for 12 months as supplied from date of receipt. -20 to -80°C for 3-6 months in unopened state after reconstitution. 2-8°C for 2-7 days after reconstitution. Recommend to aliquot the protein into smaller quantities for optimal storage. Please minimize freeze-thaw cycles.

Background

Interleukin 1 (IL-1) has long been known for its pleiotropic effects on inflammation that plays a complex, and sometimes contrasting, role in different stages of cancer development. IL-1R1 is the main receptor for both ligands and is expressed by various cell types, including innate and adaptive immune cell types, epithelial cells, endothelial cells, adipocytes, chondrocytes, fibroblasts, etc. IL-1 and IL-1R1 receptor interaction leads to a set of common signaling pathways, mainly the NF-κB and MAP kinase pathways, as a result of complex positive and negative regulations.

Assay Data

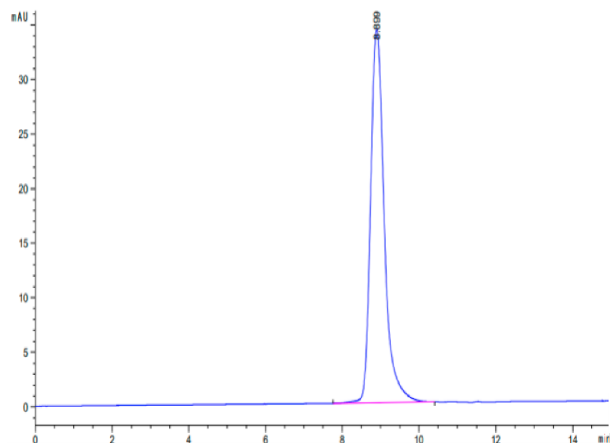
Tris-Bis PAGE



Human IL-1R1 on Tris-Bis PAGE under reduced condition. The purity is greater than 95%.

SEC-HPLC

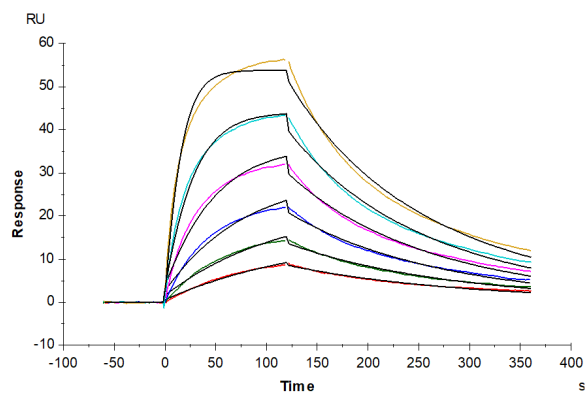
Assay Data



The purity of Human IL-1R1 is greater than 95% as determined by SEC-HPLC.

Assay Data

SPR Data



Human IL-1 Beta, His Tag captured on CM5 Chip via Anti-his antibody can bind Human IL-1R1, No Tag with an affinity constant of 11.37 nM as determined in SPR assay (Biacore T200).